

VCC

2021-22


13,130

STUDENTS REGISTERED



489
INDIGENOUS
STUDENTS ENROLLED –
SELF-DECLARED*


OVER
50
LANGUAGES SPOKEN



FROM
134
COUNTRIES




35%
ARE MALE



34
AVERAGE AGE OF
DOMESTIC STUDENT

64%
ARE FEMALE



27
AVERAGE AGE OF
INTERNATIONAL
STUDENT

3 BACHELORS
DEGREES

2 ADVANCED
CERTIFICATES

16 APPRENTICESHIPS

2 POST
DIPLOMAS

4 SHORT
CERTIFICATES


2 UT ASSOCIATE
DEGREES

93 CERTIFICATES
31 DIPLOMAS



97%
OF STUDENTS
SATISFIED WITH
QUALITY OF
INSTRUCTION†

SCHOOLS & DIVISIONS



*CDW Oct 2021, †Institution Demographics, FY 2020-21
†2021 BC Student Outcomes Survey of former Diploma, Associate Degree and Certificate Students, data prepared by BC Stats