



Students Only

Multifactor Authentication (MFA)

Why We Recommend MFA

You're making a great choice by activating Multifactor Authentication on your account. You might not realize it, but the bad guys can use little nuggets of information they collect about you to piece together details of your life that they really shouldn't have. MFA ensures that it's really you accessing your data by adding a verification step to your usual username and password, and forces you to verify who you are. Your mobile phone becomes a powerful tool to protect your VCC student data.

Let's Get Started!

Step 1— Visit the Apple App Store or Google Play Store and install the Microsoft Authenticator App to your mobile phone

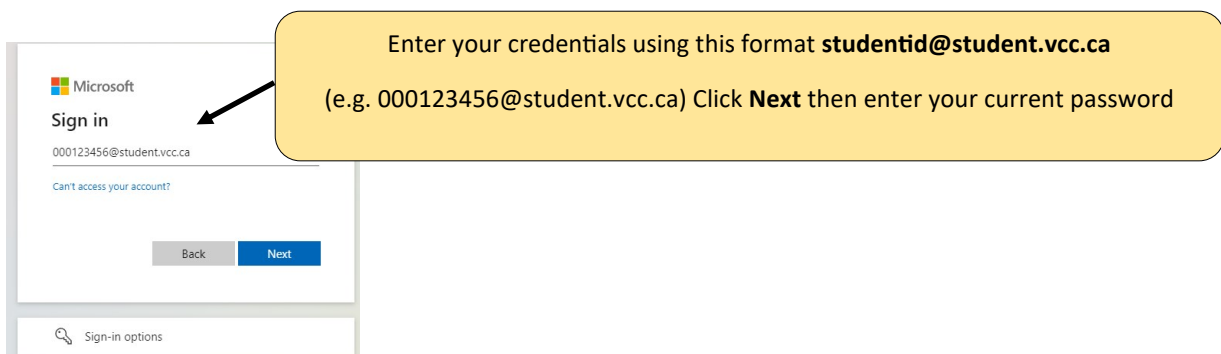


Microsoft
Authenticator

Use a PC or Laptop for the next steps, keep your phone handy as it will be needed.

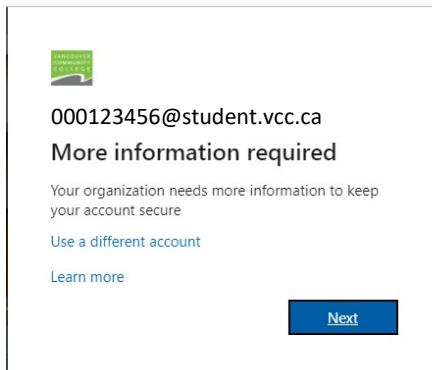
Step 2 — Navigate to <https://myaccount.microsoft.com>

Step 3 —Sign-in with your student credentials and current password (see example below)

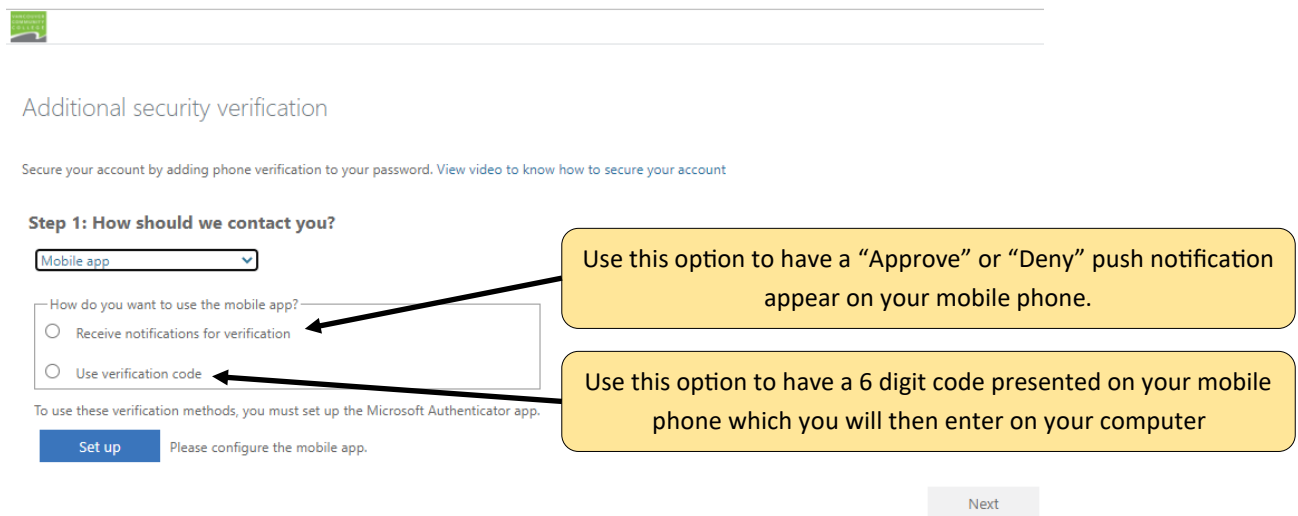


The screenshot shows the Microsoft sign-in page. The text "Microsoft Sign in" is at the top. Below it, the email address "000123456@student.vcc.ca" is entered. There is a link for "Can't access your account?". At the bottom, there are "Back" and "Next" buttons. A yellow callout box with an arrow pointing to the email field contains the text: "Enter your credentials using this format **studentid@student.vcc.ca** (e.g. 000123456@student.vcc.ca) Click **Next** then enter your current password".

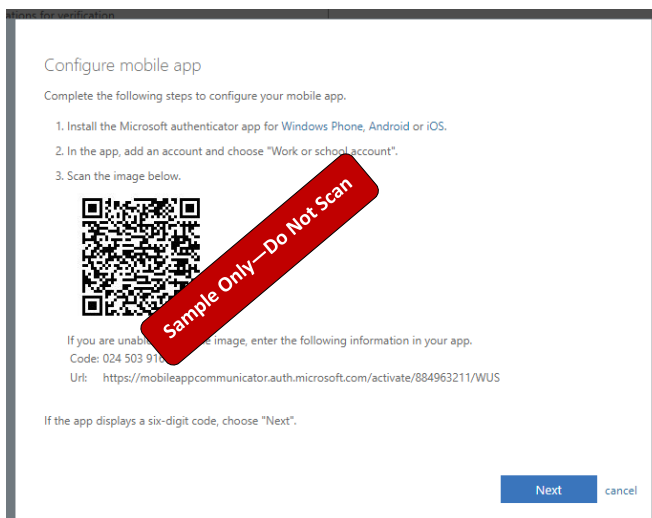
Step 4 —You will now be presented with this screen, click **Next**



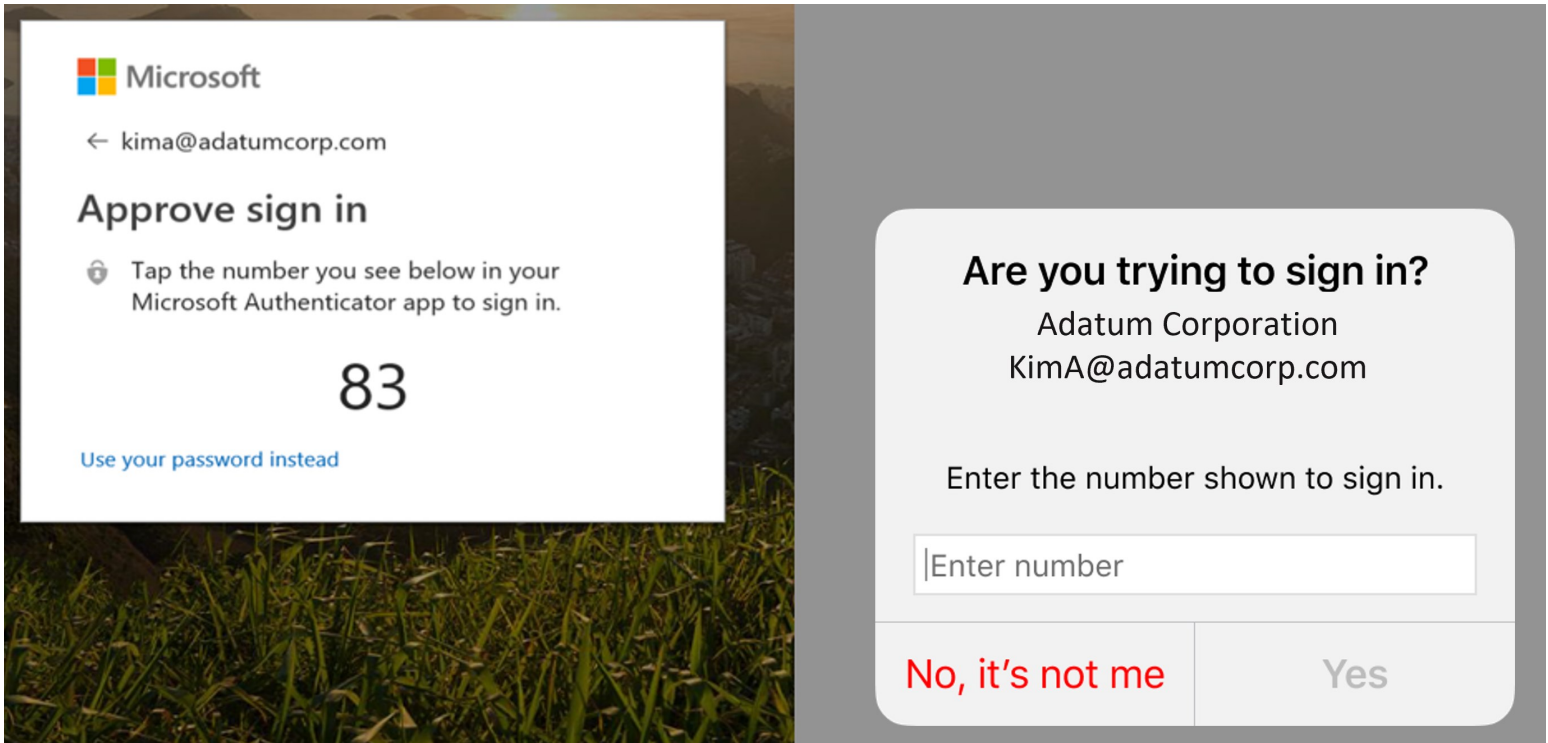
Step 5 —Complete the **Additional Security Verification form**—*This is where you choose how you receive your MFA requests—VCC highly recommends using the Mobile App option.*



Step 6 —Use the **Microsoft Authenticator** app on your mobile phone to **scan the QR code** presented on your computer screen



Step 7 —Wait for the QR code validation to complete, press NEXT. The Authenticator app will now prompt you with a 2 digit code which you should enter into your authenticator app



That's it, you're done!

Questions? Contact the VCC Help Desk—604 443 8700—helpdesk@vcc.ca