

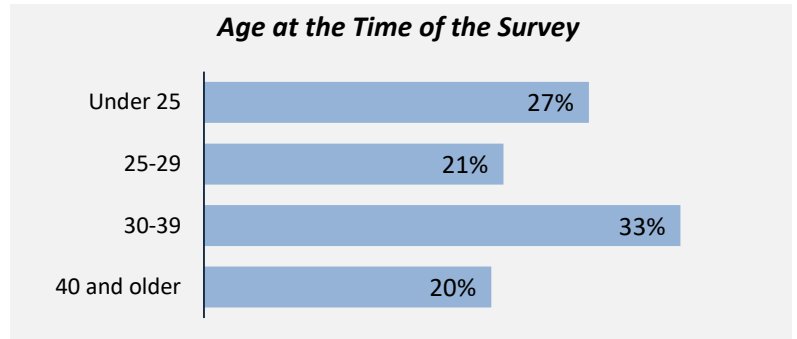
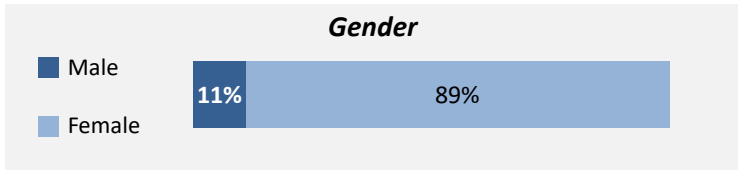
**Applied filters:**

CPC: VCC: Practical Nursing;

<b>Cohort</b>	<b>399</b>
<b>Respondents</b>	<b>237</b>
<b>Response Rate</b>	<b>59%</b>

## Description of Survey Respondents

### Demographics



**Aboriginal Identity**  
**3%**  
*Based on domestic students only.*

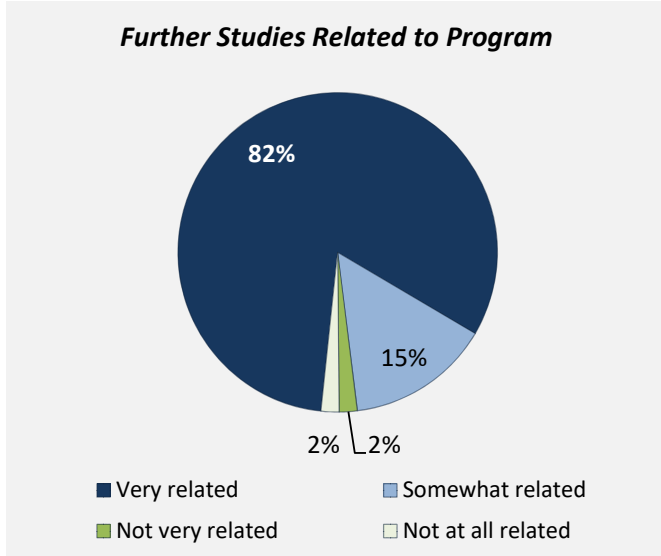
**Median Age**  
**30**

### Further Education

**24%**  
 took further studies after graduating from their program  
*n = 55*

**92%**  
 of those who had taken further studies said their program prepared them well

**19%**  
 of respondents were currently studying



**Of those who took further studies at a different institution:**  
**27%**  
 expected transfer credit  
*n = 7*

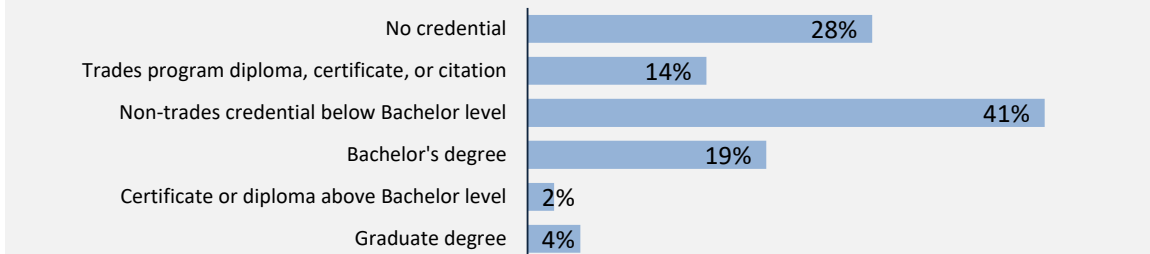
**Of those who expected transfer credit:**  
**75%**  
 Received transfer credit

**40%**  
 were very satisfied or satisfied with their transfer experience

### Past Education

**82%** of respondents had taken previous post-secondary education *n = 193*

Respondents were asked if they took ABE or ESL courses during or prior to their studies



**Adult Basic Education**  
**30%**

**English as a Second Language**  
**17%**

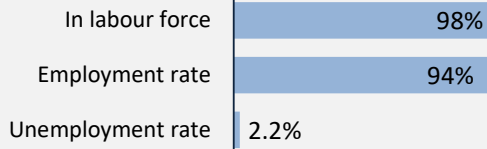
*Credentials are based on those who had taken previous post-secondary education. Respondents could report more than one type of post-secondary credential.*

**Applied filters:**

CPC: VCC: Practical Nursing;

<b>Cohort</b>	<b>399</b>
<b>Respondents</b>	<b>237</b>
<b>Response Rate</b>	<b>59%</b>

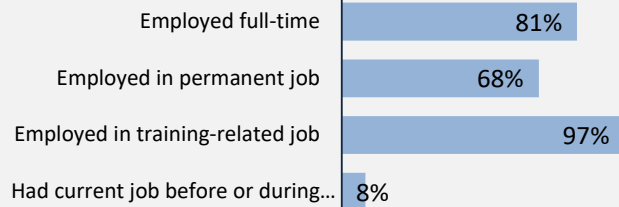
### Employment Outcomes



The "Employment rate" is the number employed as a percentage of all respondents. The "Unemployment rate" is the number of unemployed as a percentage of respondents in the labour force.

**Of those employed:**

n = 222



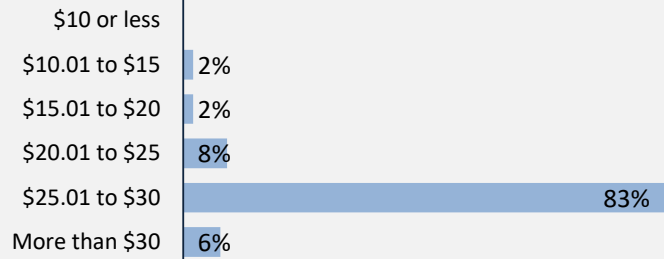
**Weekly Hours Worked (median, main job)**

**35**

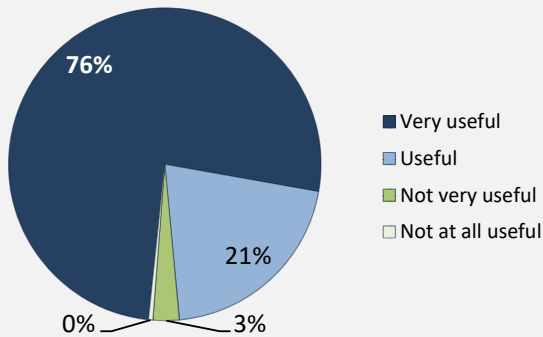
**Hourly Wage (median, main job)**

**\$28**

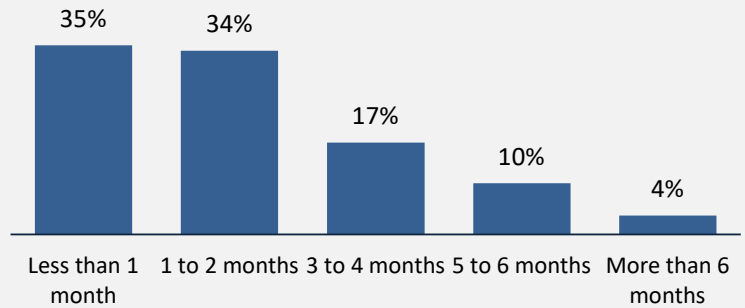
**Hourly Wage Group (main job)**



**Skills and Knowledge Gained Useful in Performing Job**



**Time Spent Looking for Employment**



**Top Occupations (4-digit NOC)**

	# Employed	% of those employed
3233: Licensed practical nurses	204	92%
3413: Nurse aides, orderlies and patient service associates	5	2%
XXXX: Unclassified occupations	3	1%
6622: Store shelf stockers, clerks and order fillers	1	0%
4212: Social and community service workers	1	0%
3012: Registered nurses and registered psychiatric nurses	1	0%
3213: Animal health technologists and veterinary technicians	1	0%
6311: Food service supervisors	1	0%
1525: Dispatchers	1	0%
3124: Allied primary health practitioners	1	0%
<b>Total of top occupations</b>	<b>219</b>	<b>99%</b>
<b>Total employed</b>	<b>222</b>	

**Applied filters:**

CPC: VCC: Practical Nursing;

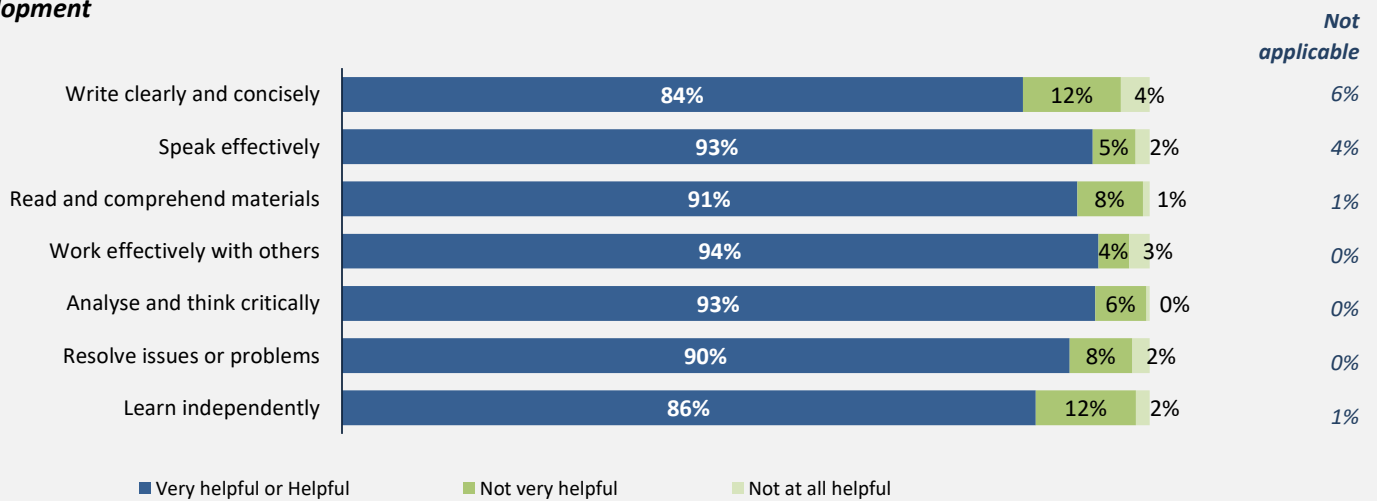
<b>Cohort</b>	<b>399</b>
<b>Respondents</b>	<b>237</b>
<b>Response Rate</b>	<b>59%</b>

## Skill Development and Post-Secondary Experience

**94%**

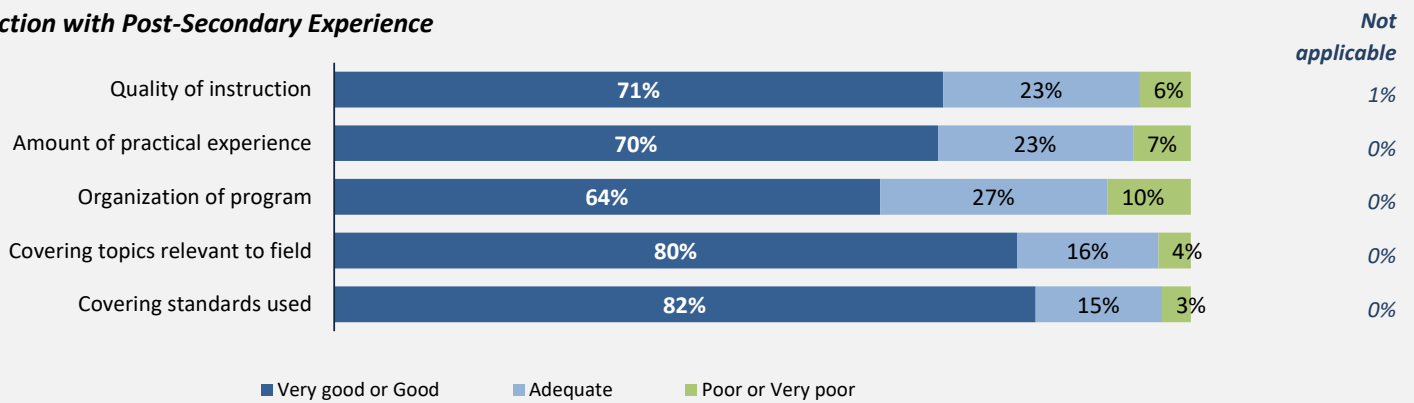
said they were very satisfied or satisfied with the education they received.

### Skill Development



Percentages are based on those who gave a valid rating, excluding those who said Not applicable.

### Satisfaction with Post-Secondary Experience



Percentages are based on those who gave a valid rating, excluding those who said Not applicable.