

# Summary of Survey Results: 2019-2023

Trades Training Type:

*Progressive apprenticeship, Traditional apprenticeship, Trades foundation, and Trades-related vocational programs*

**Applied filters:**

CPC: VCC: Baking & Pastry Apprentices;

Cohort 27  
Respondents 18  
Response Rate 67%

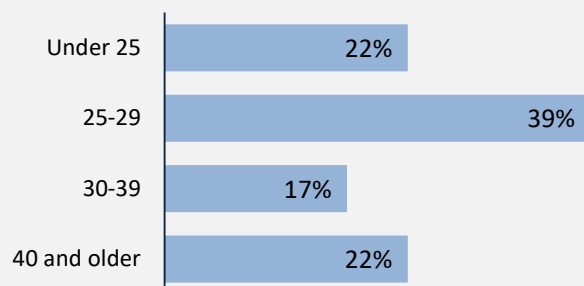
## Description of Survey Respondents

### Demographics

#### Gender



#### Age at the Time of the Survey



#### Aboriginal Identity

0%

*Based on domestic students only*

#### Median Age

29

### About the Respondents

39%

*relocated from their hometown to attend program*

12%

*took **Adult Basic Education** courses during or prior to their trades training program*

6%

*took **English as a Second Language** courses during or prior to their trades training program*

### Region respondents were living in at the time of the survey



# Summary of Survey Results: 2019-2023

Trades Training Type:

*Progressive apprenticeship, Traditional apprenticeship, Trades foundation, and Trades-related vocational programs*

**Applied filters:**

CPC: VCC: Baking & Pastry Apprentice;

Cohort	27
Respondents	18
Response Rate	67%

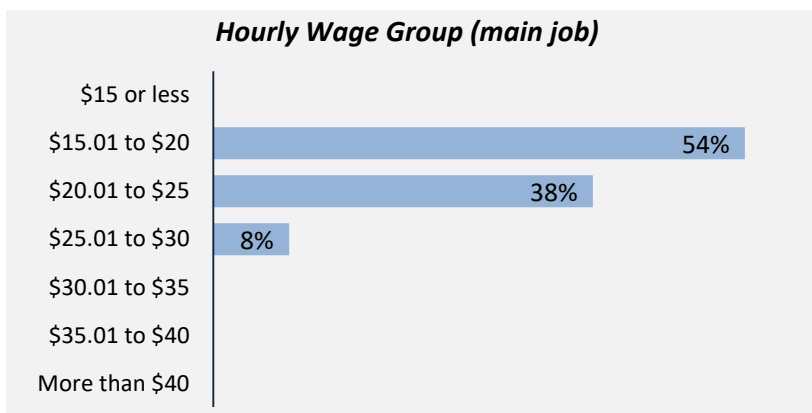
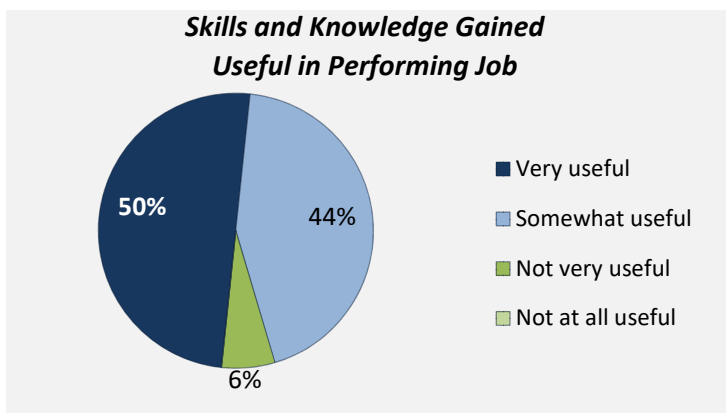
## Employment Outcomes

<p><b>In the labour force</b></p> <h1>100%</h1>	<p><b>Employment rate</b></p> <h1>94%</h1>	<p><b>Unemployment rate</b></p> <h1>5.6%</h1>
---	--	---

The "Employment rate" is the number employed as a percentage of all respondents.  
 The "Unemployment rate" is the number of unemployed as a percentage of respondents in the labour force.

### Of those employed: n = 17

<table border="0"> <tr> <td>Employed full-time</td> <td style="text-align: right;">100%</td> </tr> <tr> <td>Employed in training-related job</td> <td style="text-align: right;">94%</td> </tr> <tr> <td>Employed in permanent position</td> <td style="text-align: right;">100%</td> </tr> </table>	Employed full-time	100%	Employed in training-related job	94%	Employed in permanent position	100%	<p><b>Hourly Wage</b> (median, main job)</p> <h1>\$20</h1>	<p><b>Hours Worked</b> (median, main job)</p> <h1>40</h1>
Employed full-time	100%							
Employed in training-related job	94%							
Employed in permanent position	100%							



Top Occupations (4-digit NOC)	# employed	% of those employed
6321: Chefs	8	47%
6332: Bakers	4	24%
XXXX: Unclassified occupations	3	18%
6311: Food service supervisors	1	6%
6322: Cooks	1	6%
<b>Total of top occupations</b>		<b>17</b>
<b>Total employed</b>		<b>17</b>

# Summary of Survey Results: 2019-2023

Trades Training Type:

*Progressive apprenticeship, Traditional apprenticeship, Trades foundation, and Trades-related vocational programs*

**Applied filters:**

CPC: VCC: Baking & Pastry Apprentice;

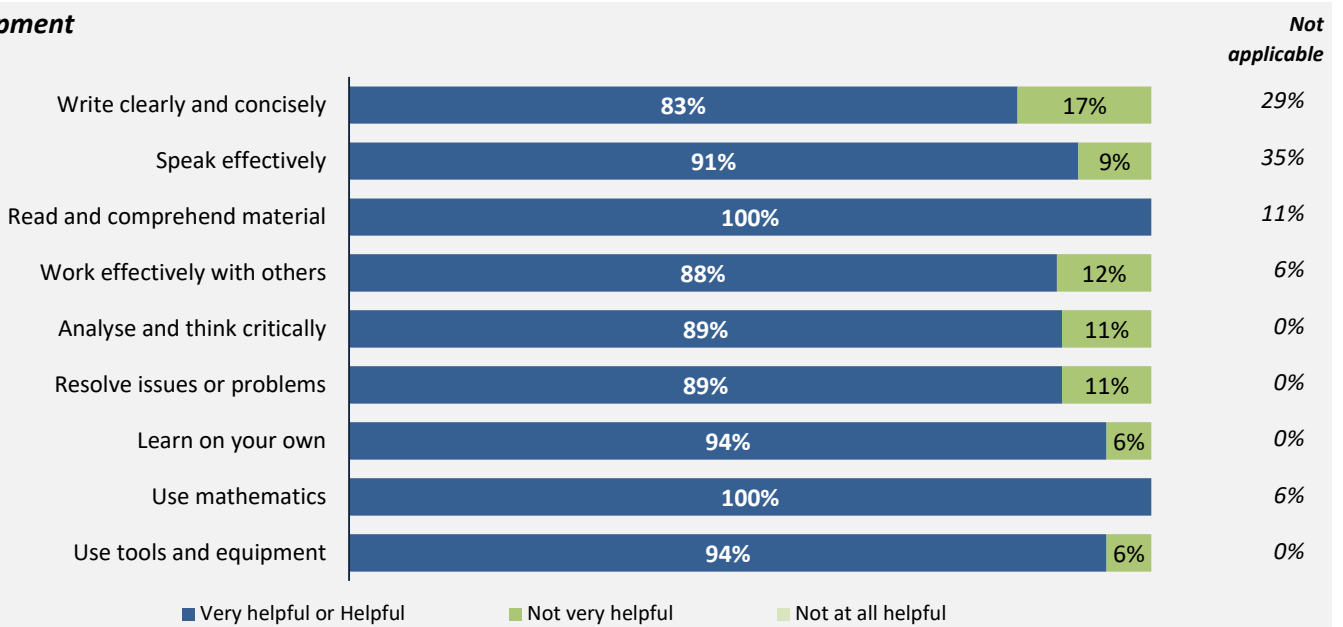
<b>Cohort</b>	<b>27</b>
<b>Respondents</b>	<b>18</b>
<b>Response Rate</b>	<b>67%</b>

## Skill Development and Post-Secondary Experience

# 89%

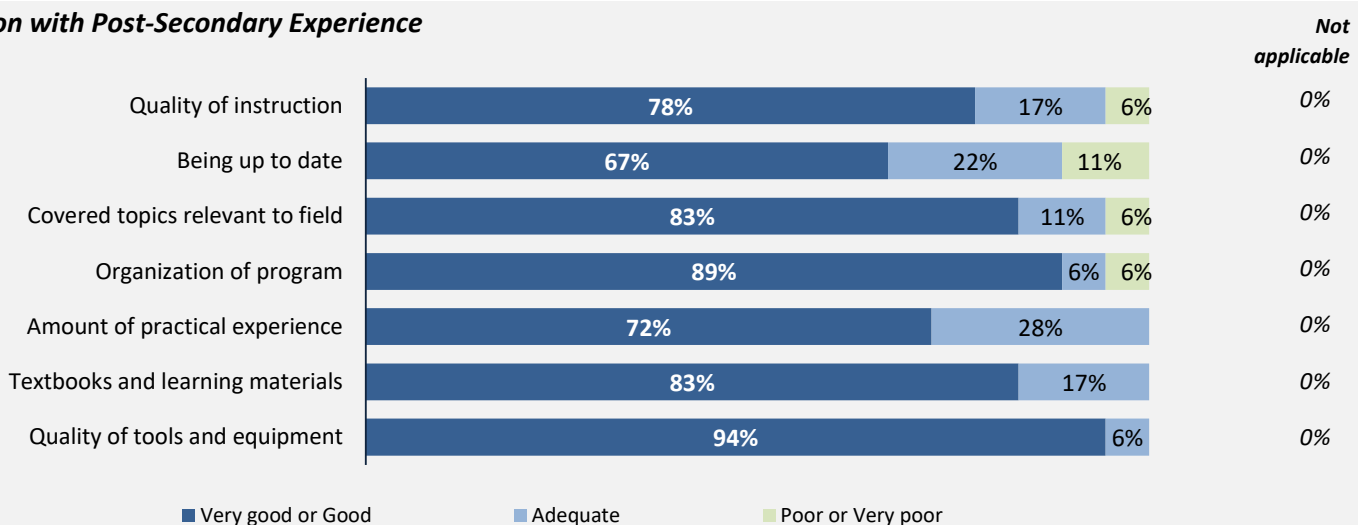
said they were very satisfied or satisfied with the education they received.

### Skill Development



Percentages are based on those who gave a valid rating, excluding those who said not applicable.

### Satisfaction with Post-Secondary Experience



Percentages are based on those who gave a valid rating, excluding those who said not applicable.

# Summary of Survey Results: 2019-2023

Trades Training Type:

*Progressive apprenticeship, Traditional apprenticeship*

**Applied filters:**

CPC: VCC: Baking & Pastry Apprentice;

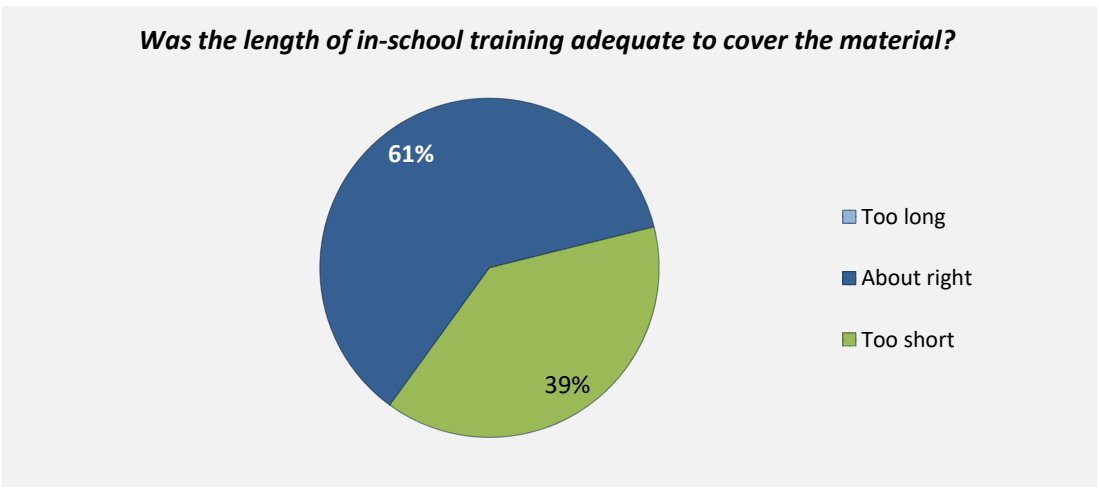
Cohort	27
Respondents	18
Response Rate	67%

## Apprenticeship programs

### In-School Experiences

**83%**  
obtained their  
Certificate of Qualification

**94%**  
said the knowledge and skills  
gained in their program were useful  
in preparing to write the Certificate  
of Qualification or Red Seal  
certification exams



### Workplace Experiences

**94%**  
said they were very satisfied or satisfied with  
their **workplace training**

**88%**  
said their workplace training was  
**related to their in-school training**

**94%**  
were **employed as an apprentice**  
during their program

### Employment After Leaving School

**89%** of employed respondents found a job in their trade,  
including those who had a job to return to after their training

**89%**  
had a **job in their trade**  
to return to after their training



**63%**  
were still working  
for the same employer