

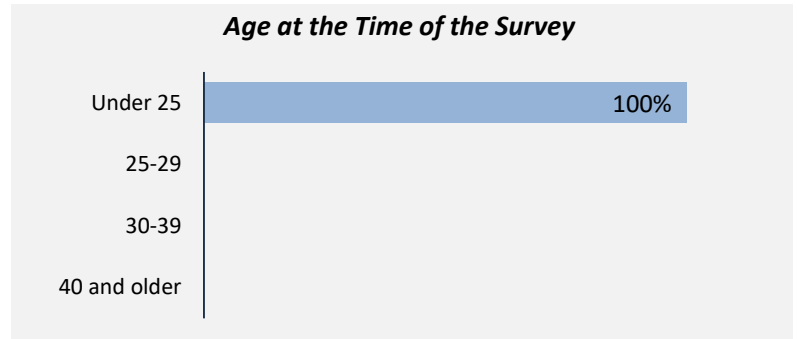
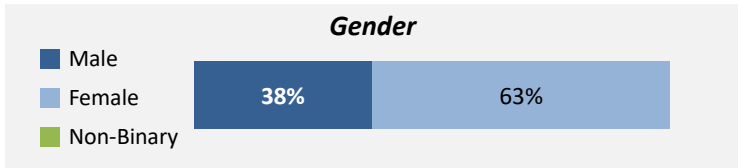
Applied filters:

CPC: VCC: Dance;

Cohort	43
Respondents	8
Response Rate	19%

Description of Survey Respondents

Demographics



Aboriginal Identity
0%
Based on domestic students only.

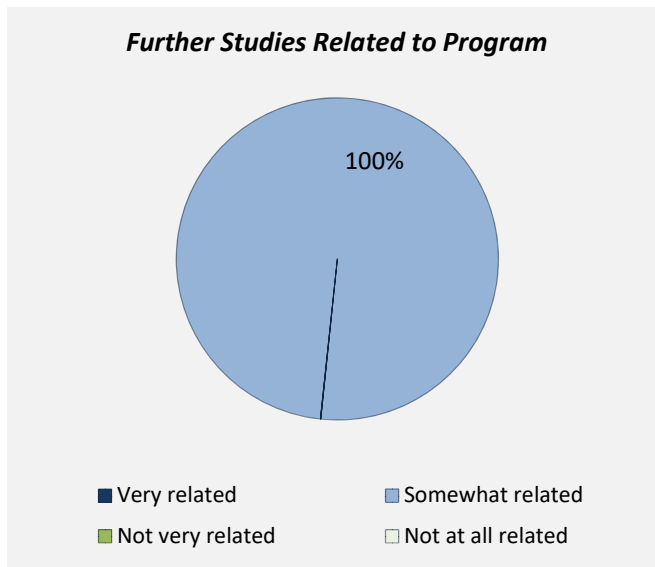
Median Age
21

Further Education

25%
 took further studies after graduating from their program
n = 2

100%
 of those who had taken further studies said their program prepared them well

13%
 of respondents were currently studying



Of those who took further studies at a different institution:
50%
 expected transfer credit
n = 1


Of those who expected transfer credit:
 -
 Received transfer credit

0%
 were very satisfied or satisfied with their transfer experience

Past Education

13% of respondents had taken previous post-secondary education *n = 1*

Respondents were asked if they took ABE or ESL courses during or prior to their studies



Adult Basic Education
0%

English as a Second Language
0%

Credentials are based on those who had taken previous post-secondary education. Respondents could report more than one type of post-secondary credential.

Applied filters:

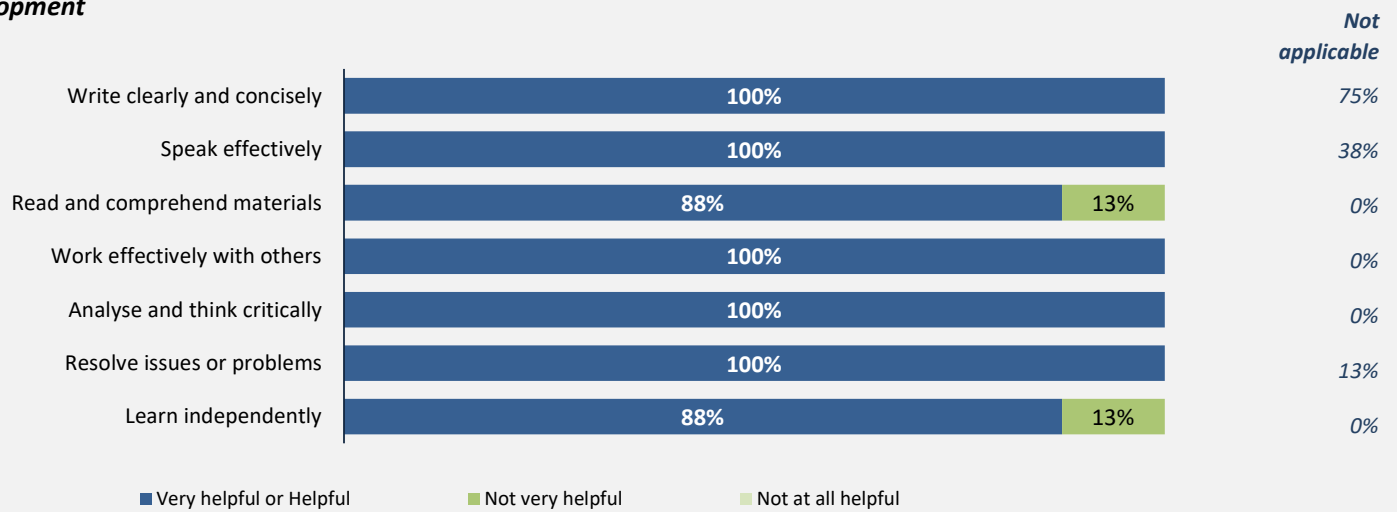
CPC: VCC: Dance;

Cohort	43
Respondents	8
Response Rate	19%

Skill Development and Post-Secondary Experience

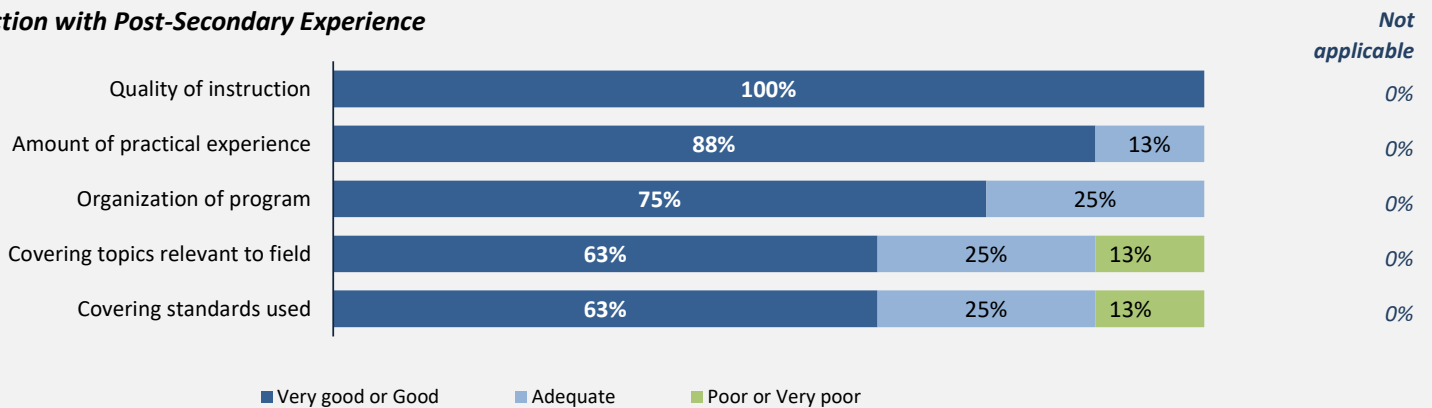
100% said they were very satisfied or satisfied with the education they received.

Skill Development



Percentages are based on those who gave a valid rating, excluding those who said Not applicable.

Satisfaction with Post-Secondary Experience



Percentages are based on those who gave a valid rating, excluding those who said Not applicable.