

Summary of Survey Results: 2019-2023

Trades Training Type:

Progressive apprenticeship, Traditional apprenticeship, Trades foundation, and Trades-related vocational programs

Applied filters:

CPC: VCC: Hairstylist Apprentice;

Cohort	21
Respondents	10
Response Rate	48%

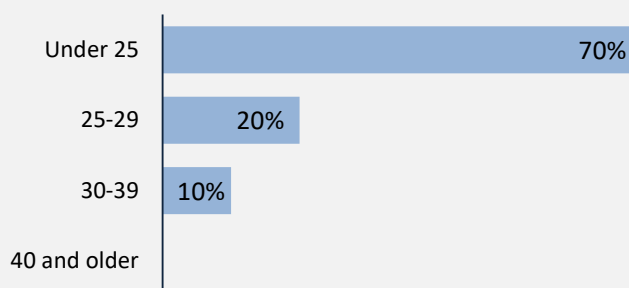
Description of Survey Respondents

Demographics

Gender



Age at the Time of the Survey



Aboriginal Identity

0%

Based on domestic students only

Median Age

21

About the Respondents

30%

relocated from their hometown to attend program


0%

*took **Adult Basic Education** courses during or prior to their trades training program*

10%

*took **English as a Second Language** courses during or prior to their trades training program*

Region respondents were living in at the time of the survey



Summary of Survey Results: 2019-2023

Trades Training Type:

Progressive apprenticeship, Traditional apprenticeship, Trades foundation, and Trades-related vocational programs

Applied filters:

CPC: VCC: Hairstylist Apprentice;

Cohort 21
Respondents 10
Response Rate 48%

Employment Outcomes

In the labour force

100%

Employment rate

80%

Unemployment rate


20.0%

The "Employment rate" is the number employed as a percentage of all respondents.

The "Unemployment rate" is the number of unemployed as a percentage of respondents in the labour force.

Of those employed:

n = 8



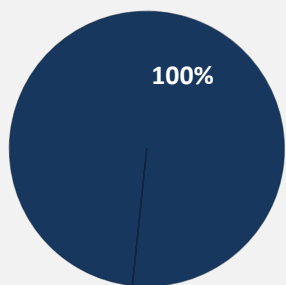
Hourly Wage
(median, main job)

\$16

Hours Worked
(median, main job)

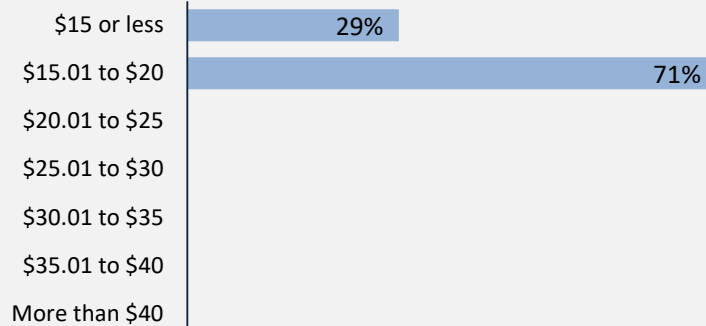
34

Skills and Knowledge Gained Useful in Performing Job



- Very useful
- Somewhat useful
- Not very useful
- Not at all useful

Hourly Wage Group (main job)



Top Occupations (4-digit NOC)

	# employed	% of those employed
6341: Hairstylists and barbers	7	88%
6552: Other customer and information services representatives	1	13%

Total of top occupations 8 100%
Total employed 8

Summary of Survey Results: 2019-2023

Trades Training Type:

Progressive apprenticeship, Traditional apprenticeship, Trades foundation, and Trades-related vocational programs

Applied filters:

CPC: VCC: Hairstylist Apprentice;

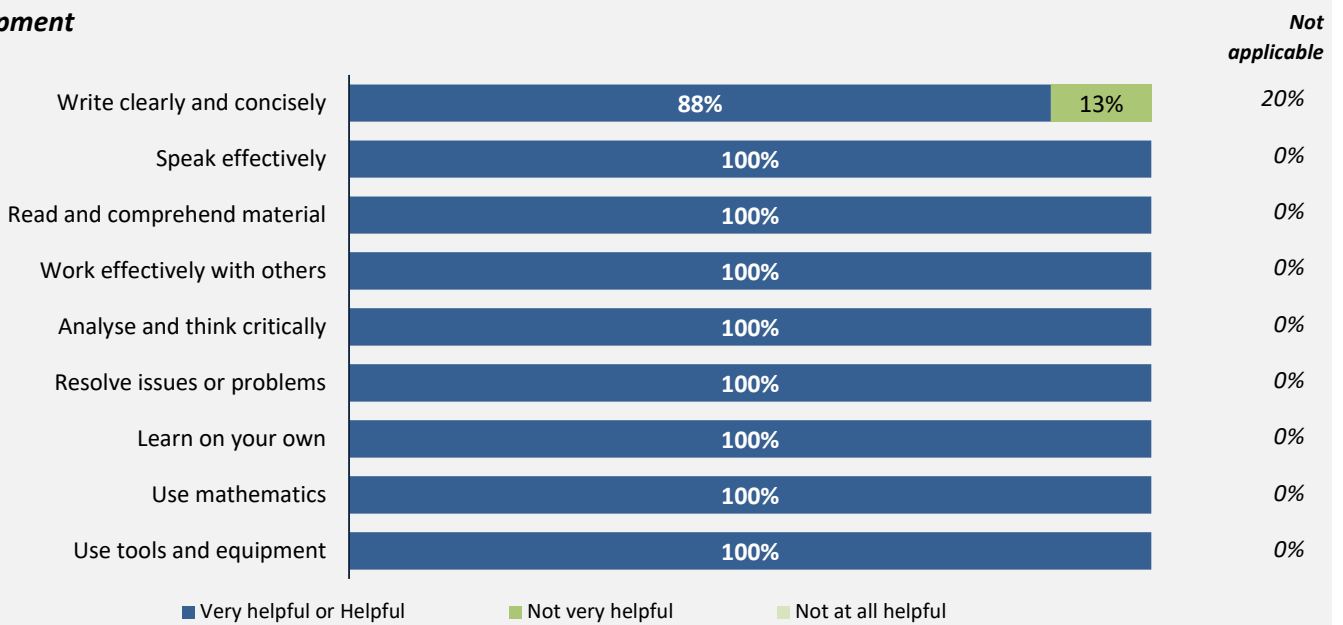
Cohort	21
Respondents	10
Response Rate	48%

Skill Development and Post-Secondary Experience

100%

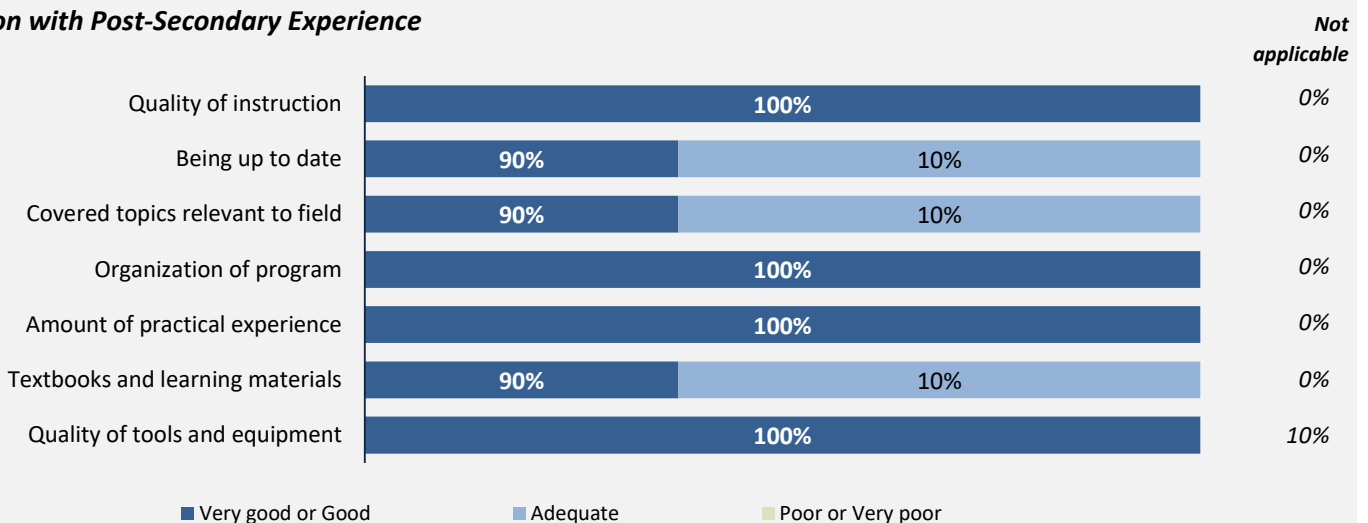
said they were very satisfied or satisfied with the education they received.

Skill Development



Percentages are based on those who gave a valid rating, excluding those who said not applicable.

Satisfaction with Post-Secondary Experience



Percentages are based on those who gave a valid rating, excluding those who said not applicable.

Applied filters:

CPC: VCC: Hairstylist Apprentice;

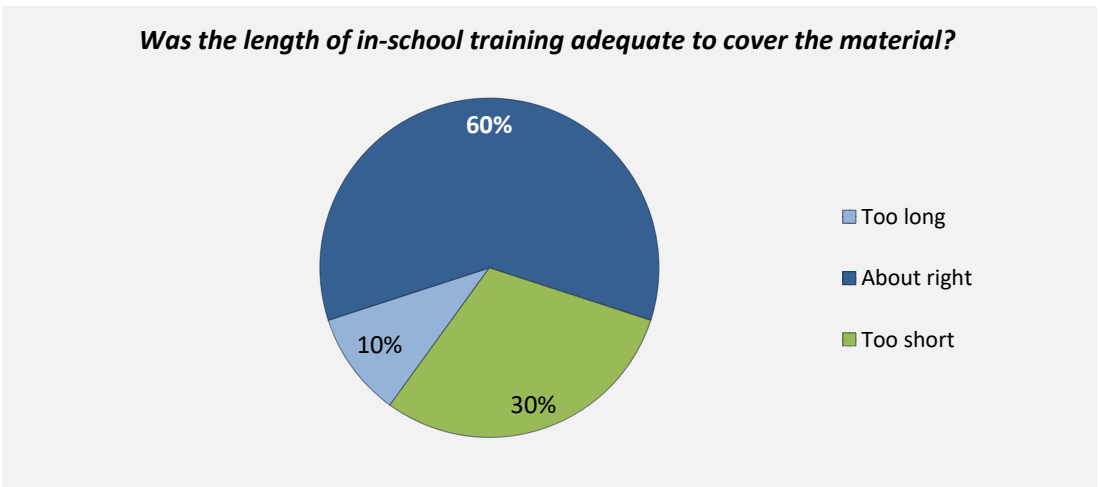
Cohort	21
Respondents	10
Response Rate	48%

Apprenticeship programs

In-School Experiences

80%
obtained their Certificate of Qualification

100%
said the knowledge and skills gained in their program were useful in preparing to write the Certificate of Qualification or Red Seal certification exams



Workplace Experiences

90%
said they were very satisfied or satisfied with their **workplace training**

100%
said their workplace training was related to their in-school training

100%
were **employed as an apprentice during their program**

Employment After Leaving School

100% of employed respondents found a job in their trade, including those who had a job to return to after their training

100%
had a **job in their trade** to return to after their training



40%
were still working for the same employer