

Summary of Survey Results: 2019-2023

Trades Training Type:

Progressive apprenticeship, Traditional apprenticeship, Trades foundation, and Trades-related vocational programs

Applied filters:

CPC: VCC: Heavy Mechanical Trades Foundation;

Cohort	297
Respondents	124
Response Rate	42%

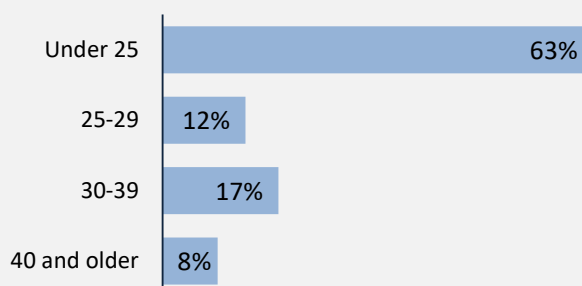
Description of Survey Respondents

Demographics

Gender



Age at the Time of the Survey



Aboriginal Identity

5%

Based on domestic students only

Median Age

22

About the Respondents

7%

relocated from their hometown to attend program


5%

*took **Adult Basic Education** courses during or prior to their trades training program*

2%

*took **English as a Second Language** courses during or prior to their trades training program*

Region respondents were living in at the time of the survey



Summary of Survey Results: 2019-2023

Trades Training Type:

Progressive apprenticeship, Traditional apprenticeship, Trades foundation, and Trades-related vocational programs

Applied filters:

CPC: VCC: Heavy Mechanical Trades Foundation;

Cohort	297
Respondents	124
Response Rate	42%

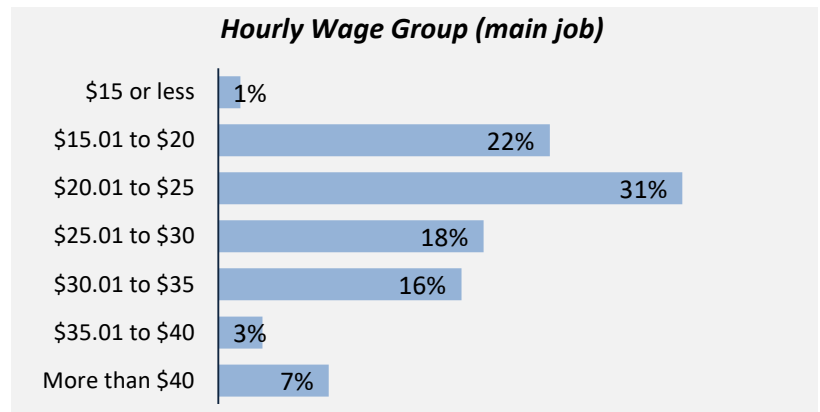
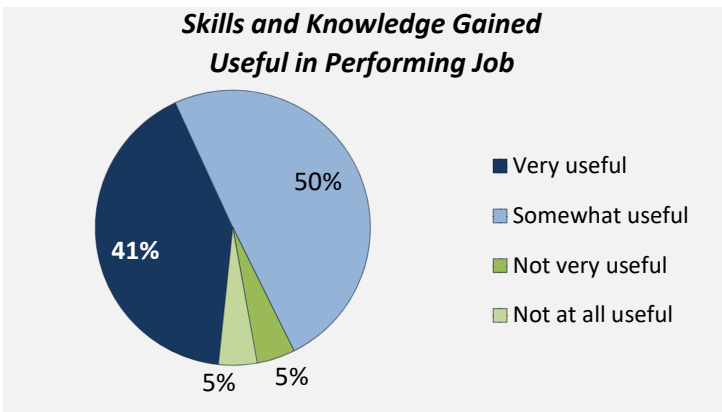
Employment Outcomes

<p>In the labour force</p> <h1>98%</h1>	<p>Employment rate</p> <h1>92%</h1>	<p>Unemployment rate</p> <h1>4.3%</h1>
--	--	---

The "Employment rate" is the number employed as a percentage of all respondents.
 The "Unemployment rate" is the number of unemployed as a percentage of respondents in the labour force.

Of those employed: n = 112

<table border="0"> <tr> <td>Employed full-time</td> <td style="text-align: right;">96%</td> </tr> <tr> <td>Employed in training-related job</td> <td style="text-align: right;">89%</td> </tr> <tr> <td>Employed in permanent position</td> <td style="text-align: right;">97%</td> </tr> </table>	Employed full-time	96%	Employed in training-related job	89%	Employed in permanent position	97%	<p>Hourly Wage (median, main job)</p> <h1>\$24</h1>	<p>Hours Worked (median, main job)</p> <h1>40</h1>
Employed full-time	96%							
Employed in training-related job	89%							
Employed in permanent position	97%							



Top Occupations (4-digit NOC)	# employed	% of those employed
7312: Heavy-duty equipment mechanics	49	44%
7321: Automotive service technicians, truck and bus mechanics and mechanical repairers	29	26%
XXXX: Unclassified occupations	11	10%
7511: Transport truck drivers	3	3%
7612: Other trades helpers and labourers	3	3%
7451: Longshore workers	2	2%
7452: Material handlers	2	2%
7535: Other automotive mechanical installers and servicers	2	2%
6732: Specialized cleaners	1	1%
7334: Motorcycle, all-terrain vehicle and other related mechanics	1	1%
Total of top occupations	103	92%
Total employed	112	

Summary of Survey Results: 2019-2023

Trades Training Type:

Progressive apprenticeship, Traditional apprenticeship, Trades foundation, and Trades-related vocational programs

Applied filters:

CPC: VCC: Heavy Mechanical Trades Foundation;

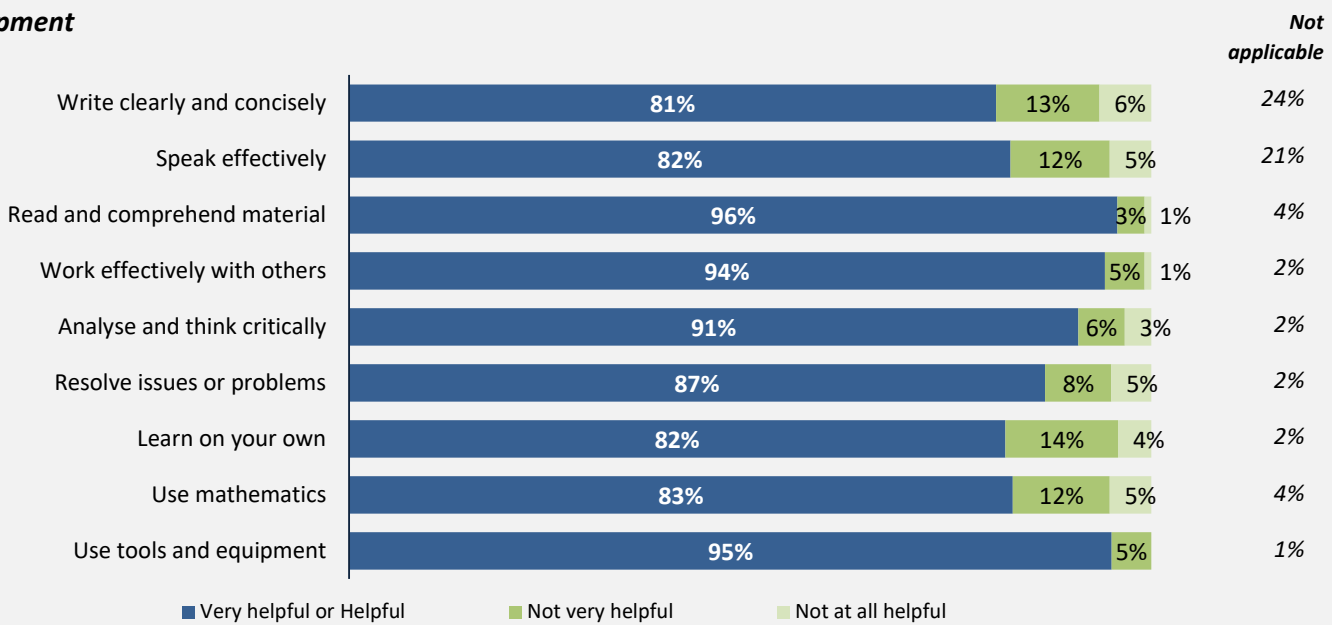
Cohort	297
Respondents	124
Response Rate	42%

Skill Development and Post-Secondary Experience

90%

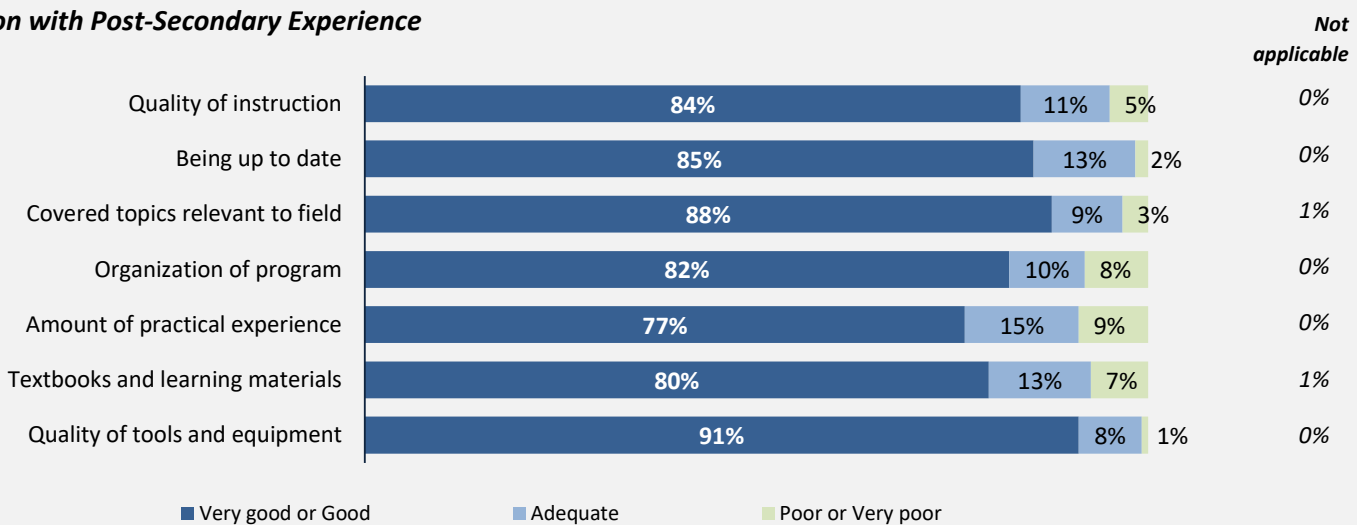
said they were very satisfied or satisfied with the education they received.

Skill Development



Percentages are based on those who gave a valid rating, excluding those who said not applicable.

Satisfaction with Post-Secondary Experience



Percentages are based on those who gave a valid rating, excluding those who said not applicable.

Summary of Survey Results: 2019-2023

Trades Training Type:

Trades foundation, Trades-related vocational programs

Applied filters:

CPC: VCC: Heavy Mechanical Trades Foundation;

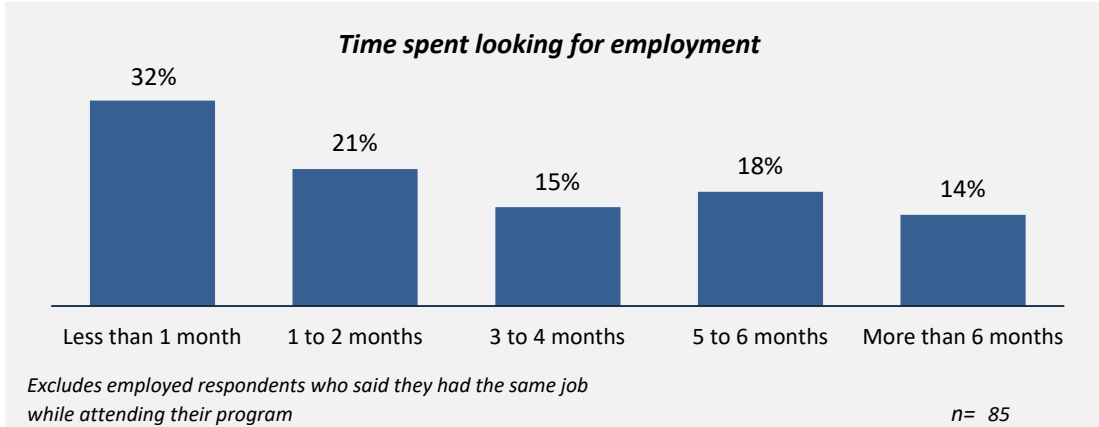
Cohort	297
Respondents	124
Response Rate	42%

Trades foundation & Trades-related vocational programs

Employment After Leaving School

19%
had the same job before or while they were attending school

88%
said their education was useful in getting their job



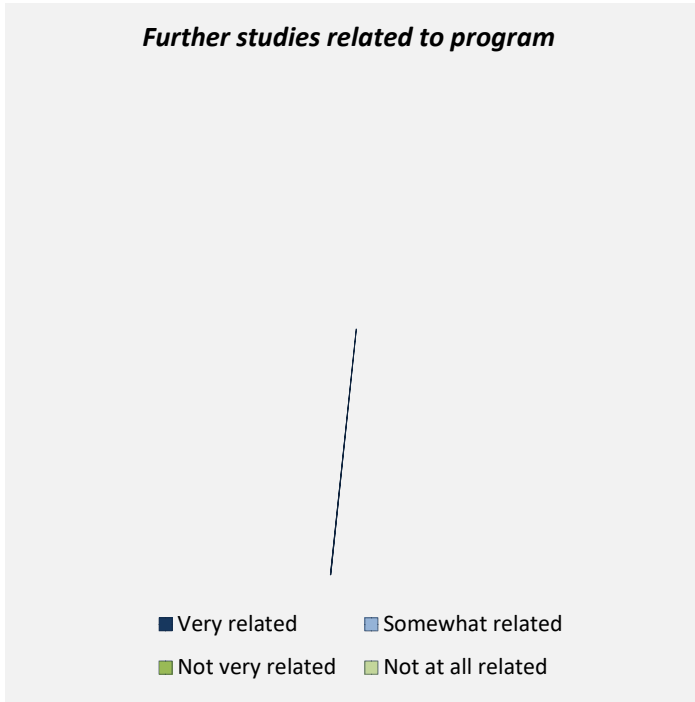
Other Education

Trades-related vocational respondents only, results are shown for the education they took before and after their program.

—
took further studies after completing their program
n = -

—
of those who had taken further studies said their program prepared them well

—
of respondents were currently studying
n = -



Of those who took further studies at a different institution:

—
expected transfer credit
n = -

Of those who expected transfer credit:

—
received transfer credit

—
were very satisfied or satisfied with their transfer experience

Summary of Survey Results: 2019-2023

Trades Training Type:

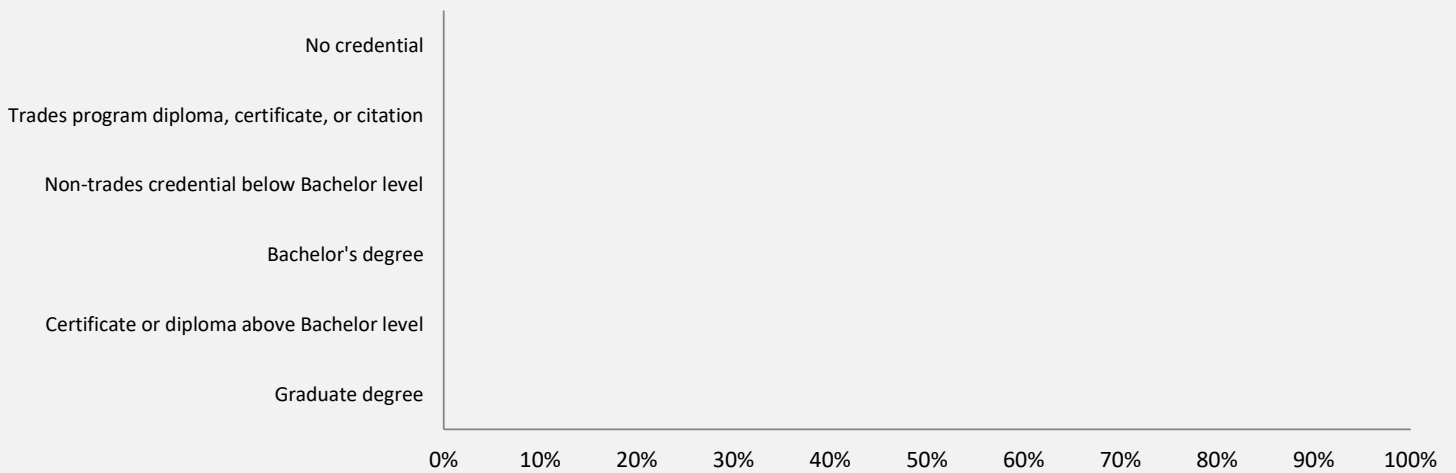
Trades foundation, Trades-related vocational programs

Applied filters:

CPC: VCC: Heavy Mechanical Trades Foundation;

Cohort	297
Respondents	124
Response Rate	42%

had taken previous post-secondary education n = -



Based on those who had taken previous post-secondary education.
Respondents could report more than one type of post-secondary credential.

Transition to Apprenticeship n = 121
The following results are for Trades foundation respondents only.

94%

of Trades foundation respondents tried to get employment as an apprentice after they left their program

81%

of those who tried to get employment as an apprentice were successful

Program prepared them for their apprenticeship training

